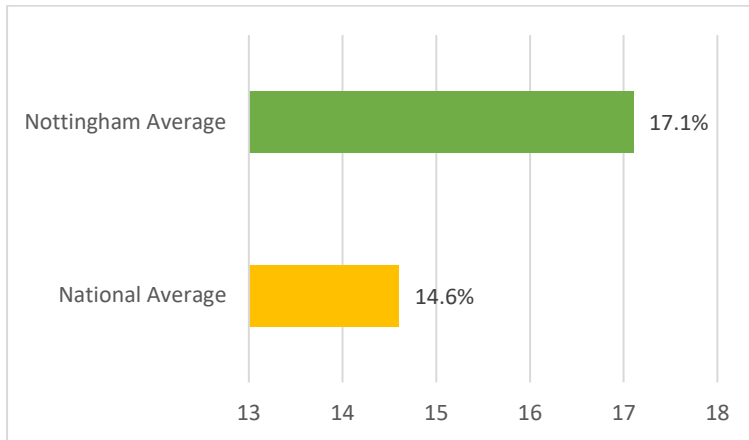
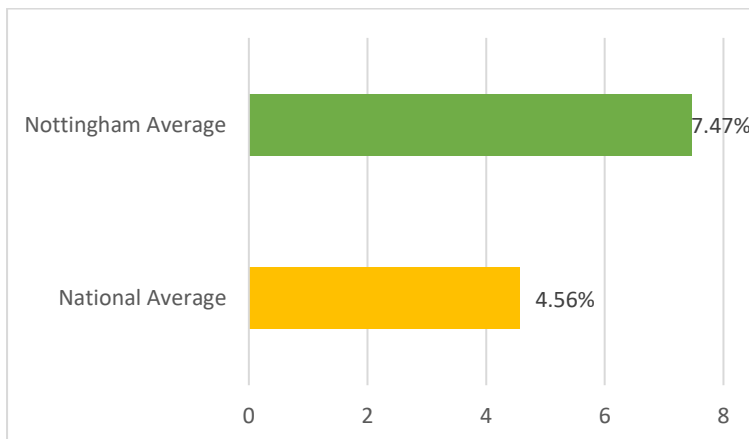


## Nottingham Music Education Hub: Data summary for schools (2017-18)

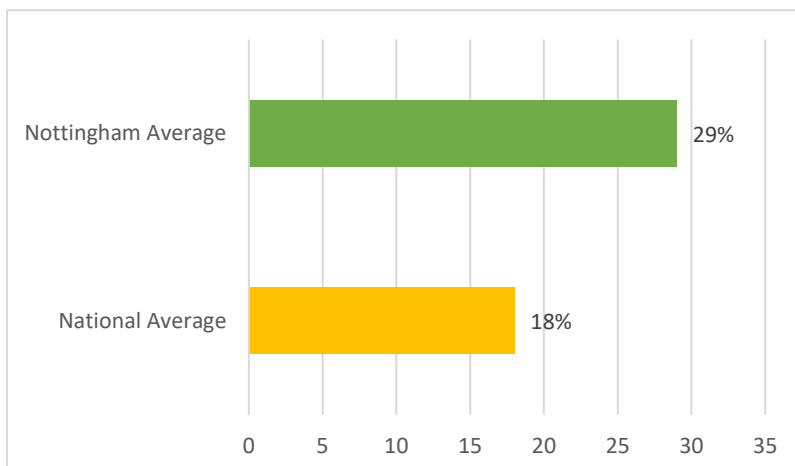
### Percentage of state-funded school population learning an instrument:



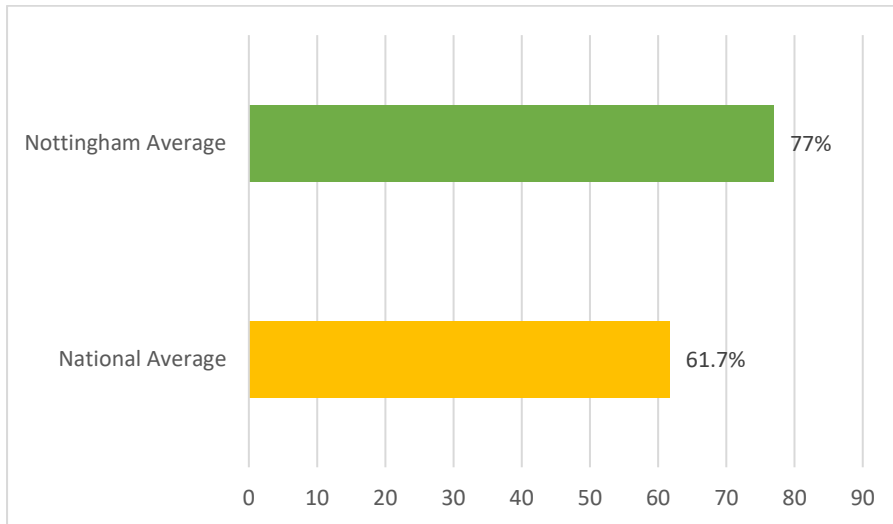
### Percentage of state-funded school population playing or singing in a music hub ensemble:



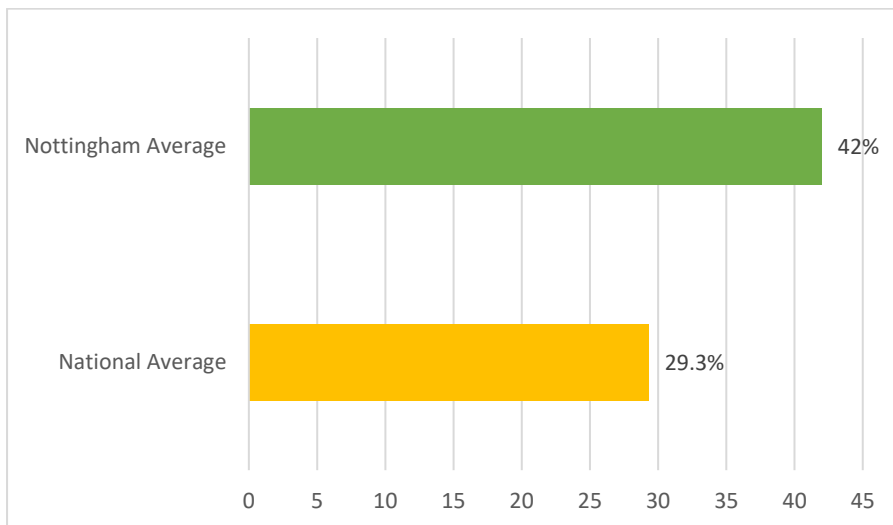
### Percentage of children learning instruments who progress from National Qualifications Framework (NQF) beginner/entry level stage to foundation level 1



**Percentage of primary schools with a music hub Whole Class Ensemble Tuition (WCET) programme (core entitlement of the DfE national music plan):**



**Percentage of children who continue learning an instrument after the WCET year:**



Source: National figures from 16-17 (most recent) from data published by Arts Council England (2018) and

Fautley and Whitaker (2018) Key Data on Music Education Hubs 2017, Arts Council England <https://www.artscouncil.org.uk/children-and-young-people/music-education-hubs-survey>. Accessed: October 2018

<https://www.gov.uk/government/statistics/schools-pupils-and-their-characteristics-january-2018>. Accessed January 2019

Nottingham City data from submission to DfE/ACE from Nottingham Music Hub for 17-18 (submitted October and December 2018)

## Tool to compare your school with national and local figures

(most appropriate for primary schools)

Measure	Nott'm %	National %	Comparative figures for your school	Notes
% of state-funded school population learning an instrument	17.1	14.6	$(x/y) \times 100$ x = Number of children learning instruments in your school y = Number on roll in school	<i>Worth remembering that the national/local averages are across all key stages, and there are many more children learning in primary than in secondary schools</i>
% of state-funded school population playing or singing in a music hub ensemble	7.47	4.56	$(x/y) \times 100$ x = Number of children involved in a music hub ensemble y = Number on roll in school	<i>Music hub ensembles include area band, music camp, extended singing events (involving rehearsing over several weeks) such as summer sing, Christmas in the City, Robin Hood Youth Orchestra (RHYO) family, Band Factory etc. Confusingly DfE criteria require multiple counting of children who attend more than one ensemble</i>
% of children learning instruments who are working at National Qualifications Framework level 1	29	18	$(x/y) \times 100$ x = Number of children who are working at NQF level 1 y = Total number of children learning instruments in the school	<i>Music Service staff assess pupils against criteria related to NQF levels: most pupils will have progressed to NQF1 by the end of the 2nd year of learning if having WEEKLY lessons. Speak to music service staff for more details</i>
% of primary schools with a music hub Whole Class Ensemble Tuition (WCET) programme	77	61.7	Does your school have a Whole Class Ensemble Tuition (WCET) or In Harmony programme, where every child in at least one year group (usually year 4) learns to play a musical instrument for free in normal lesson time?	
% of children who continue learning an instrument after the WCET year	42	29.3	$(x/y) \times 100$ x = Number of children continuing to learn an instrument in the year after WCET (usually year 5) y = Number of children learning an instrument in WCET year (usually year 4)	<i>A small number of schools make year 3 the WCET year, and if so 'x' would refer to year 4</i>